



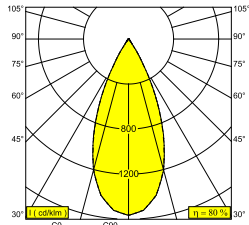
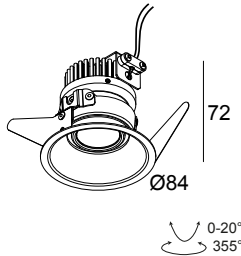
VARO OK 93036 S1 B

423 04 811 932 B

AVAILABLE IN

BLACK 423 04 811 932 B

WHITE 423 04 811 932 W



 [View on website](#)

General info

| | |
|------------------------------------|--|
| LOCATION | indoor |
| INSTALLATION | Ceiling Recessed |
| CUTOUT SHAPE/SIZE (MM) | round - 76 |
| RECESSED DEPTH (MM) | 85 |
| THICKNESS OF MOUNTING SURFACE (MM) | min.5 |
| INGRESS PROTECTION | IP20 |
| WEIGHT (KG) | 0.3 |
| ADJUSTABILITY | 0° to 20° swiveling, 355° rotatable |
| INFORMATION | REFLECTOR FL-36° EXCL.LED POWER SUPPLY 350mA-DC |

Electrical info

| | |
|--------------|--|
| CLASS | III |
| DIM TYPE | depending on type of external power supply |
| ENERGY CLASS | D |
| CERTIFICATES | CB, EAC, ENEC |

Lightsource info

| | |
|-----------------------------|--|
| LIGHTSOURCE NAME | LED |
| LIGHTSOURCE | LED array 5,8W / CRI>90 (R9: 52) / 3000K / 787lm |
| TM-30 VALUES | Rf: 90 / Rg: 99 |
| SDCM | SDCM1 |
| RISKGROUP | RG1 |
| LM80 | L90B10 > 50000 |
| LED TECHNICS (LIGHT SOURCE) | 787lm // 5,8W // 135lm/W |
| LED TECHNICS (LUMINAIRE) | 632lm // 7W // 95lm/W |

Requirements













LED POWER SUPPLY 350mA-DC DIM

Options

PLASTERKIT 101

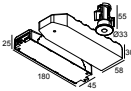
For detailed installation instructions, please consult the manual: [423_04_811_9X2_HAND.pdf](#)

CEILING COMPATIBILITY

| Ceiling Type | Mounting Kit |
|---|--|
|  System ceiling | - |
|  Plasterboard | - |
|  Stucanet |  PLASTERKIT 101 Required |
|  Wood | - |
|  Concrete + plaster |  PLASTERKIT 101 Required |
|  Lintel + plaster |  PLASTERKIT 101 Required |
|  Hollow-core slab + plaster |  PLASTERKIT 101 Required |
|  Stretched ceiling | - |

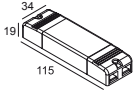
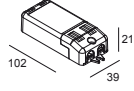
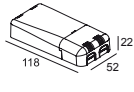
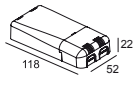
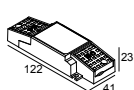
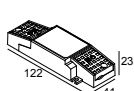
FINISH YOUR SPECIFICATION

Emergency units

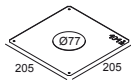
| | | |
|--|---|--------------------------|
|  | 21032 0270 B EMERGENCY UNIT 7W / 1h + LED INDICATOR HOLDER B | <input type="checkbox"/> |
| | 21032 0270 W EMERGENCY UNIT 7W / 1h + LED INDICATOR HOLDER W | <input type="checkbox"/> |

LED power supplies

#

| | | | |
|--|---|--------|--------------------------|
|  | 300 90 91 LED POWER SUPPLY 350mA-DC / 15W | 2(1) | <input type="checkbox"/> |
|  | 300 90 110 LED POWER SUPPLY 350mA-DC / 10W DIM8 | 1 | <input type="checkbox"/> |
|  | 300 90 124 LED POWER SUPPLY MULTI-POWER DIM7 | 2 (2) | <input type="checkbox"/> |
|  | 300 90 125 LED POWER SUPPLY MULTI-POWER MINI DIM5 | 2 (2) | <input type="checkbox"/> |
|  | 21012 0258 LED POWER SUPPLY MULTI POWER 200-350 / 10W DIM8 | 1 | <input type="checkbox"/> |
|  | 21012 0480 LED POWER SUPPLY 350mA-DC / 17W IP68 | 1-2(2) | <input type="checkbox"/> |

Plasterkits



202 11 19 PLASTERKIT 101



Notes: